

# 1000-1100 series FILTERS, REGULATORS, LUBRICATORS



1018M



1018-P



1118-1  
1118-2  
1120-1  
1144-1



1165  
1166  
1167



1168

## REPLACEMENT BOWLS FOR FILTERS & LUBRICATORS

- 1018M** Metal bowl kit for 1/4", 3/8", 1/2" filter, 6 oz capacity
- 1018P** Polycarbonate bowl kit for 1/4", 3/8", 1/2" filter, 5 oz capacity with bowl guard
- 1028M** Metal bowl kit for 1/4", 3/8", 1/2" lubricator, 6 oz capacity
- 1152** Polycarbonate bowl kit for mini filter or lubricator 1 oz bowl

## REPLACEMENT FILTER ELEMENTS

- 1118-1** 40 micron element for 1/4", 3/8", 1/2" filters with 5 or 6 oz bowls
- 1118-2** Extra fine 10 micron element for 1/4", 3/8", 1/2" filters with 5 or 6 oz bowls
- 1120-1** 40 micron element for 1/2" filters with 9 oz bowls
- 1144-1** 20 micron element for mini filters

## REGULATOR REPAIR KIT

- 1113-17** Repair kit for 1/4", 3/8" and 1/2" regulators
- 1145-1** Repair kit for S 1145 mini regulator

## MOUNTING BRACKETS

- 1160** Mini regulator mounting bracket
- 1163** Mounting bracket for 1/4", 3/8", 1/2" piggybacks and regulators
- 1165** Pipe mounting bracket for 1/4", 3/8" pipe
- 1166** Pipe mounting bracket for 1/2" pipe
- 1167** Pipe mounting bracket for 3/4", 1" pipe

## INTERNAL FLOAT DRAIN

For self-contained automatic discharge of water and contaminants from compressed air line. Fits all size Milton filters except mini filters. To use replace where overnight drain is positioned.

- 1168** INTERNAL FLOAT DRAIN

### HANDY CHART FOR CHOOSING THE CORRECT F-R-Ls

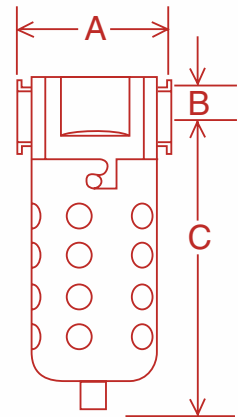
Compressor HP/SCFM	Filters	Regulators	Lubricators
1 HP, 4 SCFM 2 HP, 9 SCFM	1018, 1018-8, 1144-2, S 1144, 1144M, 1035	1113, 1113-8, S 1145, S 1146 1145-2	1028, 1028-8, S 1150, 1150M 1150-1
3 HP, 13 SCFM	1018, 1018-8, 1035	1113, 1113-8	1028, 1028-8
5 HP, 22 SCFM	1019, 1019-8, 1036	1114, 1114-8	1029, 1029-8
7.5 HP, 33 SCFM	1019, 1020, 1120-8, 1037	1114, 1114-8, 1115, 1115-8	1029, 1030, 1031-8
10 HP, 45 SCFM	1020, 1020-8, 1120-8, 1037	1115, 1115-8	1030, 1030-8 1031-8
15 HP, 67 SCFM 20 HP, 90 SCFM	1120-8, 1122-8,	1115, 1115-8	1031-8
25 HP, 112 SCFM	1022-8, 1022-10, 1037-8	1026, 1026-8	1131-9, 1131-10
50 HP, 225 SCFM	1122-8	1027, 1027-8	1132-8

## FRL SIZING & DETAILED SPECIFICATION CHART

### FILTERS

Part No.	NPT	Bowl Capacity	A	B	C
1018 / 1018-8	1/4"	5 oz/6 oz	2 3/4"	3/4"	5 1/2"
1019 / 1019-8	3/8"	5 oz/6 oz	2 3/4"	3/4"	5 1/2"
1020 / 1020-8	1/2"	5 oz/6 oz	2 3/4"	3/4"	5 1/2"
1022-8	3/4"	10 oz	3 3/4"	1 3/32"	6 17/32"
1035	1/4"	6 oz	2 3/4"	3/4"	5 1/2"
1036	3/8"	6 oz	2 3/4"	3/4"	5 1/2"
1037	1/2"	6 oz	2 3/4"	3/4"	5 1/2"
1037-8	3/4"	10 oz/20 oz	3 3/4"	1 3/32"	9 25/32"
1022-10	3/4"	10 oz/20 oz	3 3/4"	1 3/32"	9 25/32"
1120-8	1/2"	9 oz	2 3/4"	3/4"	7 3/4"
1122-8	1"	29 oz	5 5/32"	1 5/16"	8 3/32"
S 1144	1/4"	1 oz	1 1/2"	1/2"	4 1/8"
1144M	1/4"	1 oz	1 1/2"	1/2"	4 1/8"
1144-2	1/8"	1 oz	1 1/2"	1/2"	4 1/8"

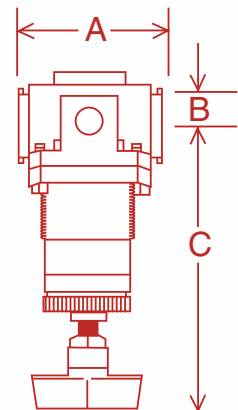
### FILTERS



### REGULATORS

Part No.	A	B	C	NPT
1113 / 1113-8	2 21/32"	1 7/32"	4 11/32"	1/4"
1114 / 1114-8	2 21/32"	1 7/32"	4 11/32"	3/8"
1115 / 1115-8	2 21/32"	1 7/32"	4 11/32"	1/2"
1026 / 1026-8	3 7/16"	1 13/32"	4 21/32"	3/4"
1027 / 1027-8	3 7/16"	1 13/32"	4 21/32"	1"
S 1145	1 1/2"	1/2"	2 1/4"	1/4"
S 1146	1 1/2"	1/2"	2 1/4"	1/4"
1145-2	1 1/2"	1/2"	2 1/4"	1/8"

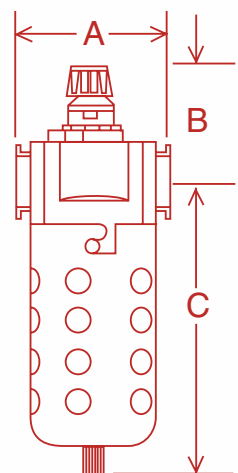
### REGULATORS



### LUBRICATORS

Part No.	NPT	Bowl capacity	A	B	C
1028 / 1028-8	1/4"	5 oz/6 oz	2 3/4"	2 1/8"	4 7/8"
1029 / 1029-8	3/8"	5 oz/6 oz	2 3/4"	2 1/8"	4 7/8"
1030 / 1030-8	1/2"	5 oz/6 oz	2 3/4"	2 1/8"	4 7/8"
1031-8	1/2"	9 oz	2 3/4"	2 1/8"	6 7/8"
1131-9	3/4"	10 oz	3 3/4"	2 5/16"	6 3/32"
1131-10	3/4"	20 oz	3 3/4"	2 5/16"	9 9/32"
1132-8	1"	29 oz	4 7/8"	1 1/8"	7 3/4"
S 1150	1/4"	1 oz	1 1/2"	2"	3"
1150M	1/4"	1 oz	1 1/2"	2"	3"
1150-1	1/8"	1 oz	1 1/2"	2"	3"

### LUBRICATORS



# 1000-1100 series FILTERS, REGULATORS, LUBRICATORS

## A-B-C DIMENSIONS

For Piggyback F/R, Trios, Dessicant

**A** = Diameter of unit.

**B** = Distance between center of port to top of unit.

**C** = Distance between center of port to bottom of unit.

**B + C** = Total Height.

## MICRO FILTER

SIZE	INLET PRES. (PSI)			Δ P
	50	75	100	
1/4"	36	40	45	5
3/8"	58	65	72	5
1/2"	80	90	100	5
3/4"	210	220	230	5
Poly				
3/4"	220	230	243	5
Metal				
1"	243	270	300	5

## COALESCING FILTER

SIZE	INLET PRES. (PSI)			Δ P
	50	75	100	
3/4"	95	100	105	2.5

## OIL REMOVING FILTER

SIZE	INLET PRES. (PSI)			Δ P
	50	75	100	
1/4"	21	24	27	2.5
1/2"	44	48	53	2.5
3/4"	166	170	174	2.5

## MINI-FILTER

MODEL	INLET PRES. (PSI)			Δ P
	50	75	100	
S 1144	24	27	30	5
1144M	20	25	30	5

## REGULATORS

SIZE	INLET PRES. (PSI)		
	50	75	100
1/4"	50	50	50
3/8"	60	80	80
1/2"	80	100	100
3/4"	164	215	220
1"	190	240	240

## MINI-REGULATOR

MODEL	INLET PRES. (PSI)		
	50	75	100
ALL	20	28	28

ΔP means differential pressure or pressure drop across the unit.

## FRL SIZING & DETAILED SPECIFICATION CHART

### PIGGYBACK FILTER REGULATOR

Part No.	NPT	Bowl capacity	A	B	C
1109 / 1109-5	1/4"	6/5 oz	2 21/32"	4 5/32"	5 19/32"
1110 / 1110-5	3/8"	6/5 oz	2 21/32"	4 5/32"	5 19/32"
1111 / 1111-5	1/2"	6/5 oz	2 21/32"	4 5/32"	5 19/32"
S 1142	1/4"	1 oz	1 5/8"	2 3/16"	4 1/16"
1142-1	1/8"	1 oz	1 5/8"	2 3/16"	4 1/16"

### FILTER/REGULATOR/LUBRICATOR TRIOS

Part No.	NPT	Bowl capacity	A	B	C
1100	1/4"	5 oz	2 3/4"	8 7/8"	7 1/2"
1101	3/8"	5 oz	2 3/4"	8 7/8"	7 1/2"
1102	1/2"	6 oz	2 3/4"	8 7/8"	8 3/4"
S 1140	1/4"	1 oz	5 1/4"	2"	6 1/2"

### DESICCANT SYSTEM

Part No.	NPT	A	B	C
1071	1/2"	12 1/4"	1 1/8"	7 3/4"
1072	1/2"	14 1/4"	4"	7 1/4"
1072-2	1/2"	14 1/4"	4"	12 1/4"
1170	1/2"	4 7/8"	1 1/8"	7 1/4"
1170-2	1/2"	4 7/8"	1 1/8"	12 1/4"

## FRL MAXIMUM SCFM (STANDARD CUBIC FEET PER MINUTE) CHART

Charts below indicate maximum SCFM that FRL's can deliver and still provide maximum tool efficiency. Although ratings can be exceeded, the resulting increase in pressure drop may cause poor tool performance. Select an FRL that meets your SCFM requirements.

### FILTERS

Part No.	NPT	SCFM @ 50 PSI	SCFM @ 75 PSI	SCFM @ 100 PSI	Δ P
1018 / 1018-8	1/4"	38	43	48	5
1019 / 1019-8	3/8"	60	68	75	5
1020 / 1020-8	1/2"	80	90	100	5
1022-8	3/4"	184	207	230	5
1022-10	3/4"	196	220	245	5
1037-8	3/4"	48	54	60	2.5
1120-8	1/2"	93	103	115	5
1122-8	1"	240	270	300	5
1035	1/4"	22	24	27	2.5
1036	1/2"	31	40	45	2.5
1037	3/4"	42	38	53	2.5
S 1144 / 1144M	1/4"	22	24	27	5
1144-2	1/8"	22	24	27	5

### REGULATORS

Part No.	NPT	SCFM @ 50 PSI	SCFM @ 75 PSI	SCFM @ 100 PSI
1113 / 1113-8	1/4"	50	50	50
1114 / 1114-8	3/8"	60	80	80
1115 / 1115-8	1/2"	80	100	100
1026 / 1026-8	3/4"	180	200	220
1027 / 1027-8	1"	210	230	250
S 1145 / S 1146	1/4"	23	25	25
1145-2	1/8"	23	25	25

Piggyback filter/regulators SCFM determined by regulator NPT size.

## **FRL MAXIMUM SCFM (STANDARD CUBIC FEET PER MINUTE) CHART**

### **LUBRICATORS**

Part No.	NPT	SCFM @ 50 PSI	SCFM @ 75 PSI	SCFM @ 100 PSI	Δ P
<b>1028 / 1028-8</b>	1/4"	10	14	16	5
<b>1029 / 1029-8</b>	3/8"	60	70	82	5
<b>1030 / 1030-8</b>	1/2"	110	125	142	5
<b>1031-8</b>	1/2"	110	125	142	5
<b>1131-9 / 1131-10</b>	3/4"	110	125	142	5
<b>1132-8</b>	1"	130	145	175	5
<b>S 1150 / 1150M</b>	1/4"	12	14	16	5
<b>1150-1</b>	1/8"	12	14	16	5

### **AIR TOOL SCFM CONSUMPTION CHART**

This chart is a reference only to estimate air consumption for typical air tools when operated with compressed air system or air line system.

SCFM	AIR TOOL DESCRIPTION
4 to 7	Wire & terminal assembly tools
8 to 13	1/4" capacity air drills
8 to 13	1/4" square drive impact wrenches & nut runners
8 to 13	Air screwdrivers to 1" dia (16 ft/lbs)
8 to 13	small automotive orbital sanders
9 to 14	Impact tools (3/8" square drive)
10 to 13	High speed small air die grinders
13 to 15	Foundry casting scalers
14 to 17	Impact wrenches (1/2" square drive)
14 to 29	Foundry sand tampers
15 to 20	Reciprocating files and reciprocating saws
19 to 20	Impact tools (5/8" square drive)
21 to 23	Air screwdrivers (to 23 ft/lbs)
22 to 34	Impact tools (3/4" square drive)
23 to 35	Foundry casting cleaners
25 to 27	Standard back fill tampers
24 to 30	Horizontal 2" small air grinders
27 to 32	Foundry casting chippers
34 to 60	Impact tools (1" square drive)
36 to 39	Medium cup brush wheel grinders (7" wheel) 1 HP
35 to 40	Disc sanders (7") 1 HP
39 to 42	Medium duty (4" wheel) horizontal grinders
48 to 65	Heavy duty (6" wheel) horizontal grinders
60 to 65	Large cup brush wheel vertical grinder (7" wheel) 2 HP